



**MTSS**

**MULTI-TIERED SYSTEM OF SUPPORTS**

MTSS is a framework to ensure successful education outcomes for ALL students by using a data-based, problem-solving process to provide and evaluate the effectiveness of multiple tiers of integrated academic, behavior, and social-emotional instruction/intervention supports matched to student need in alignment with educational standards.

# What is MTSS and Why is it Important?

**M**ULTI

**T**IERED

**S**YSTEM

**S**UPPORT



# MTSS

**SAP**  
STUDENT ASSISTANCE PROGRAM

ACADEMICS

BEHAVIORAL

EMOTIONAL

**SEL**

Social & Emotional Learning

**RP**

**PBIS**



- What do we ALL do for ALL of our students
- What do we ALL do for SOME of our students
- What do we ALL do for a FEW of our students

# PBIS

## *Positive Behavior Interventions and Supports*

*@ the Jr./Sr. High School*

# Why PBIS?

- If a child doesn't know how to read, we **teach**.
- If a child doesn't know how to swim, we **teach**.
- If a child doesn't know how to multiply, we **teach**.
- If a child doesn't know how to drive, we **teach**.
- If a child doesn't know how to behave, we... **teach? punish?**

**Why can't we finish the last sentence as automatically as we do the others?**

# *What is EA PRIDE?*

**P**reparation

**R**espect

**I**ntegrity

**D**edication

**E**xcellence



# PRIDE at EA

- PRIDE will be followed in all areas of the school based on specific rules and expectations.
- These rules and expectations will be in the form of a matrix.
- Currently we have healthy habits, hallway, and Cafeteria completed. Technology will be next. Bus and Classroom will follow next.
- A google form acknowledgement system is being used by all school personnel to reward students who are following the matrix.
- Student Team and Community involvement are also being developed.

# Common Language: Expectations

Broadly stated and easy to remember

3-5 positively stated behaviors

Consistent with school's mission statement

Expected of all staff/students

# Behavioral Matrix



Defines the expected behaviors for specific settings

hallways, classrooms, gym, cafeteria, bus loading, bathrooms, assemblies,, etc.



Defines the procedures for specific settings




Creates the curriculum that will guide the teaching of expected behaviors.



Enhances communication among staff and between students and staff.

# The Matrix

	<b>P</b> Preparation	<b>R</b> Respect	<b>I</b> Integrity	<b>D</b> Dedication	<b>E</b> Excellence
Healthy Habits	<ul style="list-style-type: none"> <li>Take temperature before leaving home</li> </ul>	<ul style="list-style-type: none"> <li>Wear a mask appropriately</li> </ul>	<ul style="list-style-type: none"> <li>Check for symptoms</li> </ul>	<ul style="list-style-type: none"> <li>Maintain physical distancing</li> <li>Avoid touching face</li> </ul>	<ul style="list-style-type: none"> <li>Wash your hands for at least 20 seconds</li> </ul>
Hallway	<ul style="list-style-type: none"> <li>Follow dress code</li> <li>Have a pass</li> <li>Utilize locker</li> </ul>	<ul style="list-style-type: none"> <li>Maintain physical distancing</li> <li>Follow adult directives</li> <li>Use appropriate language and volume</li> </ul>	<ul style="list-style-type: none"> <li>Be where you are supposed to be</li> <li>Use your own locker</li> </ul>	<ul style="list-style-type: none"> <li>Walk with a purpose</li> </ul>	<ul style="list-style-type: none"> <li>Leave it better than you found it</li> <li>Look out for each other</li> </ul>
Cafeteria	<ul style="list-style-type: none"> <li>Follow dress code</li> <li>Have your lunch and money</li> </ul>	<ul style="list-style-type: none"> <li>Use appropriate language and volume</li> <li>Maintain physical distancing</li> <li>Follow adult directives</li> </ul>	<ul style="list-style-type: none"> <li>Clean up after yourself</li> <li>Store food appropriately</li> <li>Wait your turn in line</li> </ul>	<ul style="list-style-type: none"> <li>Stay in your area</li> </ul>	<ul style="list-style-type: none"> <li>Display positive social interactions</li> <li>Leave it better than you found it</li> </ul>
Bus	<ul style="list-style-type: none"> <li>Be at stop on time</li> <li>Stay seated</li> </ul>	<ul style="list-style-type: none"> <li>Use appropriate language and volume</li> <li>Share your seat</li> <li>Follow adult directives</li> </ul>	<ul style="list-style-type: none"> <li>Clean up after yourself</li> <li>Report incidents</li> </ul>	<ul style="list-style-type: none"> <li>Keep the aisle clear</li> </ul>	<ul style="list-style-type: none"> <li>Display positive social interactions</li> </ul>
Restrooms	<ul style="list-style-type: none"> <li>Use restroom during non-instructional times</li> <li>Have a pass</li> </ul>	<ul style="list-style-type: none"> <li>Use appropriate language and volume</li> <li>Flush and wash hands</li> </ul>	<ul style="list-style-type: none"> <li>Clean up after yourself</li> <li>Report incidents</li> </ul>	<ul style="list-style-type: none"> <li>Use for intended purpose</li> </ul>	<ul style="list-style-type: none"> <li>Be timely</li> </ul>
Technology	<ul style="list-style-type: none"> <li>Think before you post</li> </ul>	<ul style="list-style-type: none"> <li>Appreciate and use equipment appropriately</li> </ul>	<ul style="list-style-type: none"> <li>Respect privacy</li> <li>Complete assignments</li> </ul>	<ul style="list-style-type: none"> <li>Stay on appropriate sites</li> </ul>	<ul style="list-style-type: none"> <li>Use technology when allowed</li> <li>Work quietly</li> </ul>
Classroom	<ul style="list-style-type: none"> <li>Follow dress code</li> <li>Bring required materials</li> <li>Be on time</li> </ul>	<ul style="list-style-type: none"> <li>Follow adult directives</li> <li>Use appropriate language and volume</li> </ul>	<ul style="list-style-type: none"> <li>Do your Do your own work</li> </ul>	<ul style="list-style-type: none"> <li>Stay engaged</li> </ul>	<ul style="list-style-type: none"> <li>Take pride in your work</li> <li>Display positive social interactions</li> </ul>


# Healthy Habits



<b>Preparation</b>	<ul style="list-style-type: none"><li>● Take temperature before leaving home</li></ul>
<b>Respect</b>	<ul style="list-style-type: none"><li>● Wear a mask appropriately</li></ul>
<b>Integrity</b>	<ul style="list-style-type: none"><li>● Check for symptoms before coming to school</li></ul>
<b>Dedication</b>	<ul style="list-style-type: none"><li>● Maintain physical distance</li><li>● Avoid touching faces</li></ul>
<b>Excellence</b>	<ul style="list-style-type: none"><li>● Wash your hands for 20 seconds</li></ul>



# Hallway



## Preparation

- Follow dress code
- Have a pass
- Utilize locker

## Respect

- Maintain physical distancing
- Follow adult directives
- Use appropriate language and volume

## Integrity

- Be where you are supposed to be
- Use your own locker

## Dedication

- Walk with a purpose

## Excellence

- Leave it better than you found it
- Look out for each other



# Cafeteria



## Preparation

- Follow dress code
- Have your lunch and/or money



## Respect

- Use appropriate language and volume
- Maintain physical distancing
- Follow adult directives

## Integrity

- Clean up after yourself
- Store food appropriately
- Wait your turn in line

## Dedication

- Stay in your area

## Excellence

- Display positive social interactions
- Leave it better than you found it

# Acknowledgment System

- All school personnel will be able to nominate students for the PRIDE drawing.
- A google form will be used to submit recommendations each week.
- At the end of the month, 1 student name will be drawn from each grade level.
- Winner will receive a pen, pencil pack, and personalized chromebook sleeve.
- [Google Form](#)





# Thank you!

Contact Info

Chris Berger  
[cberger@eawildcats.net](mailto:cberger@eawildcats.net)

Kelly Woleslagle  
[kwoleslagle@eawildcats.net](mailto:kwoleslagle@eawildcats.net)



P

B

I

S

PROUD

PBIS

Positive

Behavior

Interventions

Support

# PBIS OVERVIEW

- 🐾 Proactive approach to improve school safety and promote positive behavior.
- 🐾 The focus of PBIS is to prevent undesired behaviors rather than punishing students after the negative behavior has occurred.
- 🐾 Students are taught expected behaviors for each school setting using common language by all staff.

# STARTS with EXPECTATIONS



# Common Language: Expectations

Broadly stated and easy to remember

3-5 positively stated behaviors

Consistent with school's mission statement

Expected of all staff/students



WE ARE THE



PROUD

WILDCATS



PRIDE



RESPECT

OWNERSHIP

UNDERSTANDING

DETERMINATION



## *School-Wide Expectations*

- Voted on by teachers (ownership)
- Posters around the school in each area of concern (Classroom, Hallway, Cafe, Restrooms, Playground, Bus, Healthy Habits.)
- Every location in the matrix uses consistent vocabulary



**EAST ALLEGHENY  
LOGAN ELEMENTARY  
"PROUD" WILDCATS**



	Classroom	Hallways/ Stairs	Cafeteria	Restrooms	Playground	Bus	Healthy Habits
<b>P</b> ride	Complete your work  Be prepared and organized	Walk  Maintain personal space  Set an example	Keep it clean  Walk  Stay seated	Keep it clean	Be a good sport	Be on time  Maintain personal space  Use an appropriate tone	Be a helper when it's time to clean  Keep hands away from eyes,nose,and mouth with unwashed hands
<b>R</b> espect	Be polite  Maintain personal space  Use appropriate language and tone	Use appropriate language and tone  Maintain personal space  Follow directions	Use appropriate time and language  Keep hands to yourself  Say "please" and "thank you"	Follow directions  Use appropriate tone and language  Be prompt	Follow Directions  Keep hands and feet to yourself	Respect others property  Stay seated  Follow directions  Keep hands to yourself	Stay at least 6 feet apart from others  Be patient waiting to have temperature checked  Wear your mask appropriately at all times in the building
<b>O</b> wnership	Be honest  Do your own work  Accept responsibility	Get to class on time  Keep the hallways clean	Wait your turn  Clean up <b>your</b> area  Keep food in the cafeteria  Use good table manners	Wash your hands with soap  Flush	Report incidents  Be prompt lining up	Be responsible for your belongings	Remember to have your mask with you at all times  Stay Home When Feeling COVID Symptoms or Feeling Sick
<b>U</b> nderstanding	Follow directions	Stay with classroom	Wait your turn  Maintain personal space	Maintain personal space  Privacy	Take personal responsibility	Wait your turn  Report incidents	Wash your hands often  Use hand sanitizer  Use personal materials only  Clean and disinfect your area
<b>D</b> etermination	Have a positive attitude  Do your best work	Help others  Be a leader/ role model	Eat in a timely manner	Be quick and move along	Be courteous	Have a positive attitude  Help others	Limit contact with others  Limit contact with commonly used surfaces

# LOGAN ELEMENTARY



## RESTEROOM EXPECTATIONS PROUD WILDCATS

### PRIDE

- Keep it clean

### RESPECT

- Follow directions
- Use appropriate tone and language
- Be prompt

### OWNERSHIP

- Wash your hands
- Flush

### UNDERSTANDING

- Maintain personal space
- Privacy

### DETERMINATION

- Be quick and move along

# LOGAN ELEMENTARY



## Healthy School EXPECTATIONS

The best way to prevent illness is to protect yourself and others by following the guidelines

### PRIDE

**P**

- Be a helper when it's time to clean
- Keep hands away from eyes, nose, and mouth with unwashed hands

### RESPECT

**R**

- Stay at least 6 feet apart from others
- Be patient waiting to have temperature checked
- Wear your mask appropriately at all times in the building

### OWNERSHIP

**O**

- Remember to have your mask with you at all times
- Stay Home When Feeling COVID Symptoms or Feeling Sick

### UNDERSTANDING

**U**

- Wash your hands often and use hand sanitizer to keep your hands clean
- Use only your own personal materials
- Clean and disinfect your area with provided cleaning products

### DETERMINATION

**D**

- Limit contact with others
- Limit contact with commonly used surfaces

# A Plan for Teaching

Once you have developed school-wide expectations, it is not enough to just post the words on the walls...


**YOU MUST TEACH  
(and RETEACH)  
THEM!**

# Logan's **PROUD** Blitz



- One Area highlighted each day
- Teach lesson that day
  - Healthy Habits
  - Hallway
  - Cafe
  - Bus
  - Restroom
  - Playground
  - Classroom







# PBIS OVERVIEW of TIERS OF SUPPORT



 Tier 1- Students learn basic expected behaviors, they are rewarded, recognized and praised by staff for demonstrating this expected behavior.



# REWARD POSITIVE BEHAVIOR



	P	R	O	U	D	
Name						
Room						
<b>Ms. Montgomery</b>						



	P	R	O	U	D	
Name						
Room						
<b>Mrs. Hawkins</b>						



	P	R	O	U	D	
Name						
Room						
<b>Cafeteria</b>						



	P	R	O	U	D	
Name						
Room						
<b>Custodian</b>						

	P	R	O	U	D	
Name						
Room						
<b>Mrs. Edwards</b>						

	P	R	O	U	D	
Name						
Room						
<b>Mrs. King</b>						

	P	R	O	U	D	
Name						
Room						
<b>Mrs. Cook</b>						

	P	R	O	U	D	
Name						
Room						
<b>Mrs. Nicholls</b>						

	P	R	O	U	D	
Name						
Room						
<b>Miss Rizza</b>						

# Acknowledge Students Meeting Expectations

When you see a student meeting an expectation:

- Reward using PROUD certificates
  - Give out often-Self correcting opportunity
  - Tell what expectations were met-reteaching
  - Tickets go in the PROUD container
- At the end of the day
  - Draw two names
  - Play the PROUD [Wildcat game](#). Reteaching
  - Give daily [incentive](#)





VIP



# Acknowledge Students Meeting Expectations

- At the end of each month
  - Select Student of the Month
    - Recognition

# PROUD WILDCAT

## STUDENT OF THE MONTH

We are proud to present this Student of the Month certificate to

---



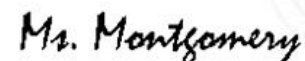
Mr. Sean Gildea Principal



Mr. Ryan Encapera Dean of Students



Mrs. Linda Carlson Chair



Ms. Janine Montgomery Co-Chair

# Acknowledge Students Meeting Expectations

When a student is observed meeting an expectation:

- At the end of each month
  - Select Student of the Month
    - Recognition





IF YOU TELL THE TRUTH YOU DON'T HAVE TO REMEMBER WHAT YOU SAID

PROUD WILDCAT  
STUDENT OF THE MONTH  
Michaela

PROUD WILDCAT  
STUDENT OF THE MONTH  
Zlatan

PROUD WILDCAT  
STUDENT OF THE MONTH  
Alex

PROUD WILDCAT  
STUDENT OF THE MONTH  
Kim

PROUD WILDCAT  
STUDENT OF THE MONTH  
Michaela

PROUD WILDCAT  
STUDENT OF THE MONTH  
Ed

PROUD WILDCAT  
STUDENT OF THE MONTH  
Elijah

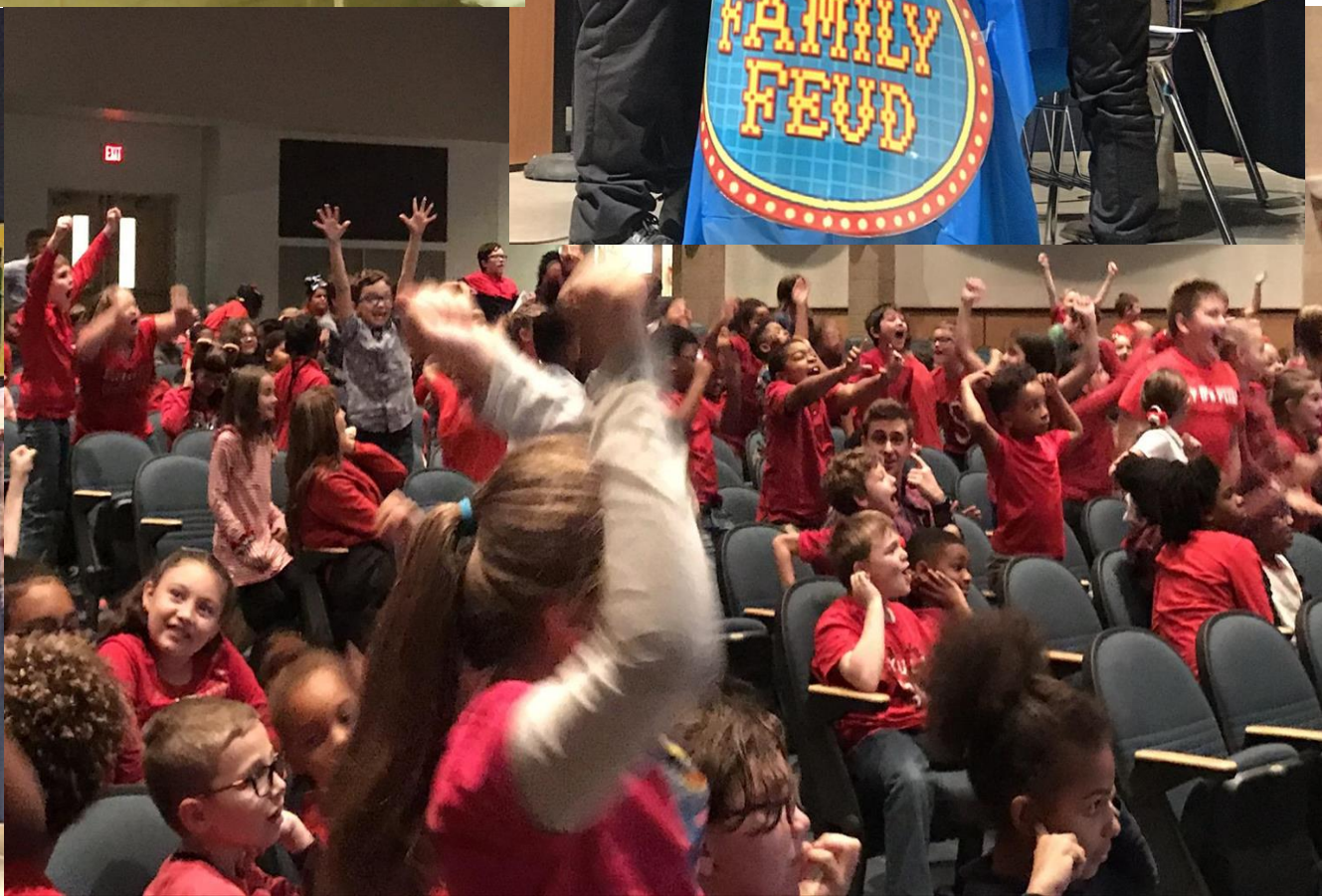



# Acknowledge Students Meeting Expectations

When you see a student meeting an expectation:

- Each reporting period
  - PROUD certificates are collected
  - Names drawn to participate in the [assembly](#)





# Acknowledge Students Meeting Expectations

When students are observed meeting expectations:

- End of the Year
  - Drawings for Bikes, Scooters, Skateboards, Outdoor Equipment
- Additional Rewards
  - Bus behavior
  - Cafe
  - PSSA trip or other reward
  - Special Drawings

# Training and Refresher

- Teachers-Refresher in August
- Bus Drivers

# ATS BUS PROGRAM

PBIS: Grades K-6

# BUS EXPECTATIONS





<b>P</b>	<b>PRIDE</b> <ul style="list-style-type: none"><li>▪ Be on time</li><li>▪ Maintain personal space</li><li>▪ Use appropriate tone</li></ul>
<b>R</b>	<b>RESPECT</b> <ul style="list-style-type: none"><li>▪ Respect others property</li><li>▪ Follow directions</li><li>▪ Hands and feet to self</li></ul>
<b>S</b> <b>O</b>	<b>OWNERSHIP</b> <ul style="list-style-type: none"><li>▪ Be responsible for your belongs</li></ul>
<b>U</b>	<b>UNDERSTANDING</b> <ul style="list-style-type: none"><li>▪ Wait your turn</li><li>▪ Report incidents</li></ul>
<b>D</b>	<b>DETERMINATION</b> <ul style="list-style-type: none"><li>▪ Have a positive attitude</li></ul>

# BUS REFERRAL LESSON PLANS

Students will review of Bus Referrals and Consequences



# POSITIVE BEHAVIOR PROGRAM

	P	R	O	U	D	
Name						
Room						
BUS #						

# Be Proactive

- 🐾 Review Expectations
- 🐾 Be Consistent
- 🐾 Be Positive
- 🐾 Give specific praise based on PROUD Expectations
- 🐾 Reward positive behaviors with PROUD Certificates
- 🐾 Post expectations and motivational posters





# Does PBIS Work?



Before PBIS

After PBIS

This Year PBIS

Sept- 80

Dec- 32

Sept- 35

Oct- 101

Jan- 31

Oct- 18

Nov- 117

Feb- 28

March- COVID



PBIS WORKS!

- Updated Referral Form

- More information to determine proper intervention

# Tier 2 Intervention

- Parent Conferences
- Counseling

Mentor Program- Check in/Check Out